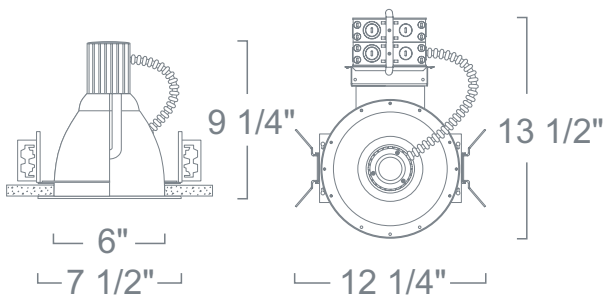


## LVH61 - ARCHITECTURAL HOUSING (IC) 6" ARCHITECTURAL VERTICAL COMPACT FLUORESCENT HOUSINGS



Architectural Hanger Bars sold separately.

### SPECIFICATION

CFL 42W Max

**Application:** Architectural-grade recessed downlight housing for low to medium height ceilings and commercial installations. A variety of trims, compatible styles and finishes are available to achieve the proper décor and illumination.

**Housing Frame:** 16 gauge galvanized plaster ring with powder coat finish, six friction clips secure trim to housing for ceilings up to 1 1/4" thick. Triple slot bat-wing hanger brackets accommodate multiple bar hanger systems.

**Mounting:** Housing suitable for new construction installations only, Bat-Wing bar hanger brackets adjust vertically 3 1/4" for multiple ceiling types and accepts 1/2" EMT, 26" C-Channel Strut for T-bar ceilings and 27" adjustable linear hanger bars for plaster ceilings or wood/metal joists. Heavy duty 16-gauge, die-formed galvanized steel. Bar hangers optional.

**Ballast:** Electronic Class P 60Hz Ballast with Inherent thermal protection. For Double Twin Tube (DTT) or Triple Twin Tube Lamps (TTT). Sound A rated. Micro-Processor controlled. Min. starting temperature -10°C. Accessible from above or below the ceiling. Contact factory for detailed technical information on ballast specifications. Note: For dimming applications must use compatible dimmer switch. Consult specific ballast manufacturer for up-to-date compatibility list.












**Socket Cap:** Extruded aluminum socket cap, 1 1/4" vertically adjustable socket arm with set screw which enables the use of multiple lamp types and repositioning to optimize lamp performance. Furnished with heat sink fins to vent lamp heat and extend lamp life. Accepts compatible reflector trims.

**Socket:** Thermo-plastic socket UL Listed rated for high temperature and provides nickel plated contacts. Accepts 4-Pin lamps with electronic ballast selection.

**Junction Box:** 16 gauge pre-wired galvanized steel double Junction Box, 64 cubic-inch for a maximum of (8) #12 AWG wires. Furnished with (10) 3/4", (2) 1" and (8) Romex knock-outs. Strain clamps to install or remove covers for easy access and ground wire. Equipped with safety standard die-cast aluminum fitting for flex-conduit.

**Insulation Contact:** Non IC rated housing must be kept 3" from insulation. IC rated housing rated for direct contact with low to medium density loosefill blown and rolled insulation. For use with high density loose fill blown insulation, reduce rated lamp wattage accordingly (roughly %15-%20).

### COMPATIBILITY

|  |  |  |
|--|--|--|
| <br><b>LR602</b><br>REFLECTOR W/ LENS                           | <br><b>LR603</b><br>SELF-FLANGED<br>BAFFLED REFLECTOR | <br><b>LR6021</b><br>REFLECTOR W/ GLASS<br>RING       |
| <br><b>C260-J</b><br>ADJUSTABLE C-<br>CHANNEL HANGER<br>BAR SET | <br><b>LR631</b><br>REFLECTOR W/ GLASS<br>ACCENT      | <br><b>LR633</b><br>BAFFLE W/ GLASS<br>ACCENT         |
| <br><b>C260</b><br>C-CHANNEL HANGER<br>BAR SET                | <br><b>L270</b><br>LINEAR HANGER BAR<br>SET         | <br><b>LR601</b><br>SELF-FLANGED HIZAK<br>REFLECTOR |
| <br><b>LR604</b><br>BAFFLE W/ PRISMATIC<br>LENS               | <br><b>LR606</b><br>CROSS BLADE<br>REFLECTOR        |  |

Note: Wattage limitations on compatible items must be met.

### FEATURE:



ORDERING EXAMPLE : LVH6113ICADV-SM-EMA

| LVH61 | WATTAGE      | BALLAST                               | OPTIONS                 |
|-------|--------------|---------------------------------------|-------------------------|
| LVH61 | 13IC :13W IC | UE :120V/277V Electronic              | Blank :None             |
|       | 18IC :18W IC | UD :0-10V Dimming (120V/277V)         | -EM :Emergency (Remote) |
|       | 26IC :26W IC | ADV-SM :120V/277V Smart Mate          | -EMA :Emergency (Trim)  |
|       |              | ADV-M7 :120V/277V Mark VII Dimming    | -FS :Fuse               |
|       |              | ADV-M10 :120V Mark X Dimming*         |                         |
|       |              | ADV-M10-27 :277V Mark X Dimming**     |                         |
|       |              | LUT-HL :120V Lutron 3-Wire Dimming    |                         |
|       |              | LUT-HL-27 :277V Lutron 3-Wire Dimming |                         |
|       |              | LUT-TW :120V Tu-wire Dimming          |                         |
|       |              | UE-347 :347V Electronic               |                         |
|       |              | E :120V Electronic                    |                         |

\* Not available for 13W option.

\*\*18W only.

Orders for EMA option must be accompanied with Trim style.

ID# : 387